

Advances In Prosthodontics™

New Findings & Best Practices for Cosmetic & Restorative Dentistry

INSIDE THIS ISSUE

CASE SUMMARY:

Full Mouth Reconstruction
for a Patient with
Substance Abuse

Background,
Treatment Sequence,
Challenges, and
Final Result
page 2

DENTAL JOURNAL BRIEF:

Analyzing the Etiology
of an Extremely
Worn Dentition
page 3

COMPLEX CASES:

Dr. Chao & Dr. Nguyen
Both Have Specialized
Training & Skill To Make
These Treatments
More Successful
page 4

© Sams Media Group, LLC

Do You Have a Patient with Severe Wear?



Here's the story of a patient who was referred from another dental professional...

If you have a patient with several missing, broken or severely worn teeth — or failing restorations — they may be a candidate for oral rehabilitation with the assistance of an advanced Prosthodontist.

Read more on the next page...

◆ Do you want another opinion on a complex case? Or to talk and share ideas?

There are many ways we can help each other by working together on complex cases and by sharing knowledge and experience.

If you'd like to discuss a treatment, or talk on the phone about how we can help each other, please call or email our office with specific days and times when you're available.

More Examples

Stay informed on new findings and best practices for cosmetic and restorative dentistry.

See more examples of complex cases online:



AdvancedProsthodontist.com
/ RenuPros

Full Mouth Reconstruction for a Patient with Substance Abuse

by the Specialists of **Renu Prosthodontics** — Dr. Maggie Chao & Dr. Olivia Nguyen

Patient “Phil” was referred to me due to his complex needs. Phil presented with a history of clenching and grinding along with a lack of restorative tooth structure. He reported chronic alcoholism, smoking, and substance abuse. **As prosthodontists**, we have experience with complex cases, and can plan multi-stage treatments that coordinate with a patient’s general dentist and other dental specialists.

Phil’s treatment sequence included:

1. Comprehensive records, including photos, Trios scan, and a FMX
2. Mock-up with Exocad design
3. Crown lengthening 6-11
4. Prep and temporaries of maxilla and mandible
5. Bioclear 360 veneer on 23-26 to avoid pulp exposure if prepped for a crown while also “wrapping” the tooth to protect from continued erosion
6. Delivery of the monolithic zirconia esthetic crowns

Challenges

- Educating the patient on the importance of compliance and maintenance, especially given his history of substance abuse.
- Managing oral side effects of substance abuse, such as poor healing and increased bleeding during crown lengthening
- Designing restorations and margins to ensure longevity.
- Saving ALL teeth! It may have been easier clinically to extract all teeth and do an All-on-X solution, but that’s not always best for the patient.

Prosthodontic Tip


On the next page is a great chart on erosion and tooth wear to help identify causes for different patterns of erosion. For example, wear on maxillary facial anterior teeth is from fruit sucking, wear on maxillary lingual is from chronic regurgitation (bulimia, acid reflux, chronic alcoholism), and wear on mandibular occlusal indicates soda swishing.

Smile Comparison



We give all referred patients a warranty and refer them back to the general dentist for regular hygiene unless advised otherwise by the referring office, depending on the patient and treatment. If you have questions about our prosthodontic protocols, please call us at: **(925) 425-7545**

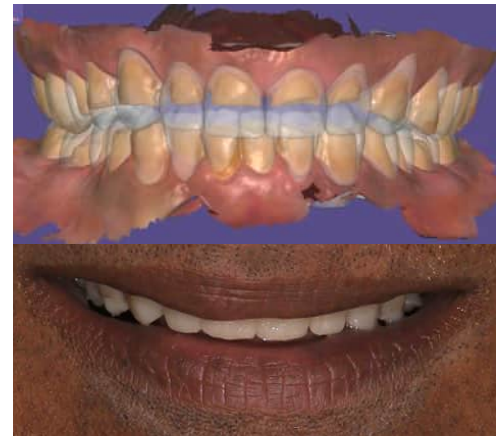
Exocad scans



Crown Lengthening



Mock Up



Final Result



◆ Do you have a patient in Phil’s Situation? Or another complex case?

If you have a question about a case and want another opinion, give our office a call. Or, if there’s a case that you want to work together on, please see the enclosed referral info sheet to learn more about what you and your patient can expect when referring to our specialty office. We will take great care of your patient and keep you informed. Dental professionals refer to us as **The Complex Case Specialists™** because we perform complex cases every day.

Analyzing the Etiology of an Extremely Worn Dentition

Ronald G. Verrett, DDS, MS, J Prosthodont 2001;10:224-233.

Abstract

Patients requiring extensive restorative care frequently exhibit significant loss of tooth structure. Specific clinical findings in an extremely worn dentition may vary widely and are often confusing. Severe wear can result from a mechanical cause, a chemical cause, or a combination of causes. The location of the wear, the accompanying symptoms and signs, and information gained from the patient interview are essential components in determining the etiology. A diagnostic decision tree facilitates a systematic analysis and diagnosis of dental wear.

Takeaways

Organizing the evaluation of a severely worn dentition involves determining whether the character of the surface loss is chemical, mechanical, or both. In turn, identification of surface loss locations should be made and accompanying clinical signs and symptoms identified. These observations, along with information gained from the patient interview, can then be combined to guide the diagnostic process. It is important to remember that surface loss may result from a combination of chemical and mechanical factors. Attrition from bruxism often can be identified in association with other causes. Patients may remain secretive about eating disorders and dietary habits. Establishing a diagnosis represents a challenge, but analysis and identification become more manageable if an orderly system of information gathering and analysis (Figure 15) is used to guide the process.

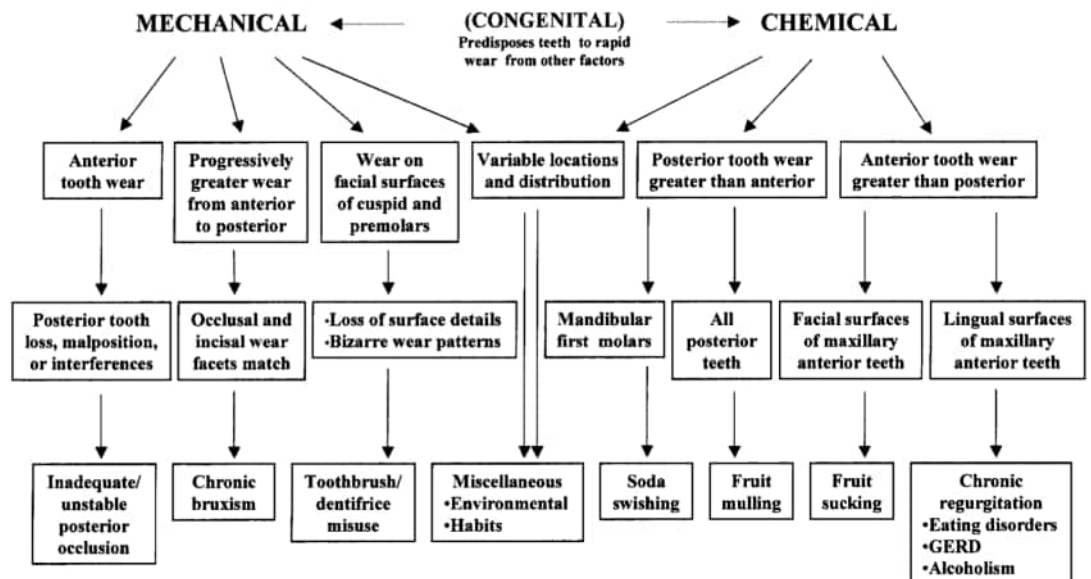


Figure 15. The chemical and mechanical branches of the diagnostic decision tree can be combined to provide a methodical framework for analyzing an extremely worn dentition.

With 2 prosthodontists in the same specialty practice, we have increased capacity to work with you on challenging treatments, so your patients don't have to wait weeks to get a plan for comprehensive care and/or to address reconstructive emergencies. In addition, we have digital workflows that reduce the number of appointments even for comprehensive treatment, while still maximizing function and esthetic outcomes, so your patients can receive restorative care in fewer appointments. If you have questions about our prosthodontic protocols, please call us at: **(925) 425-7545**

◆ How can a Prosthodontist assist you and your dental team?

We specialize in the treatment of complex cases, usually involving several procedures over months of care. The next time you see a challenging case, please feel free to call us and we can discuss treatment planning or help you with any part of the treatment. Our goal is to be a resource for your office by helping manage difficult and time-consuming procedures, restoring the function and esthetics that the patient desires, then referring them back to your office for their ongoing care.

ABOUT OUR SPECIALTY PRACTICE



Dr. Maggie Chao and Dr. Olivia Nguyen are specialists in prosthodontics and available to help you and your patients with complex cases.


Renu Prosthodontics is a comprehensive, specialty practice that focuses on the restoration and replacement of missing teeth with natural-looking, well-fitted, comfortable prosthetic teeth. The Renu Prosthodontics team has training and private practice experience that make treatments of complex cases more successful, including the following examples:

- Patients with severely worn/damaged teeth, missing all teeth, or with ill-fitting dentures can receive a full arch of natural-looking teeth to restore function & esthetics.
- Patients with congenital defects, a chronic condition, or traumatic injury can receive oral prostheses, which may be a combination of dental implants, crowns, bridges, or veneers.
- Patients with difficult anterior cases in the esthetic zone can receive single or multiple dental implants to replace missing teeth, or veneers or crowns to improve the appearance of their smile.

In addition, Renu Prosthodontics is equipped with an **in-house dental lab**, for your referred patients to receive custom restorations from the best materials using the latest technology. **RENU mission:** Restore smiles, Enhance lives, Nurture trust, and Unite communities through exceptional prosthodontic care!

New Lecture Space

Training events with colleagues!



^ seat saved for you

Our Pledge

When your patient is referred:

- ✓ We will only treat what your patient needs.
- ✓ We will send you updates.
- ✓ We will be part of your team, not take over your patients.

◆ Have you seen a patient in one of these situations?

These are the most common reasons why other dentists refer to a Prosthodontist:

- **Failing Restorations** — Broken or worn prosthetics, or poorly-fitting dentures
- **Implant Complications** — Mal-positioned or loose implants, or multiple systems
- **Severe Wear** — Advanced attrition from grinding or erosion, and collapsed vertical
- **Terminal Dentition** — Perio disease or neglect, requiring extractions and prosthetics
- **Edentulous Problems** — Resorbed ridges or lack of bone, wanting a fixed solution
- **Occlusal Issues** — Advanced mal-occlusion, jaw discrepancies, canted plane
- **Challenging Esthetics** — Un-esthetic restorations, high smile line, high expectations
- **Missing Anteriors** — Central incisors from trauma or laterals from genetics

These “complex cases” may drain your time — how to help these patients:

Prosthodontists can be a resource to ask questions or help properly stage and manage complex treatment, often involving multiple specialists and providers over months of care. They can coordinate repair or replacement of teeth with fixed or removable prosthetics, to give patients ideal function and esthetics, then refer the patient back to you.